

Sri Lanka Economics

A new chapter begins

25 May 2009

Prakriti Sofat *
Economist

The Hongkong and Shanghai Banking Corporation Limited,
Singapore Branch
+65 6230 2879 prakritisofat@hsbc.com.sg

View HSBC Global Research at: <http://www.research.hsbc.com>

*Employed by a non-US affiliate of HSBC Securities (USA) Inc, and is not registered/qualified pursuant to NYSE and/or NASD regulations

Issuer of report: The Hongkong and Shanghai Banking Corporation Limited, Singapore Branch

MICA (P) 258/09/2008

Disclaimer & Disclosures

This report must be read with the disclosures and the analyst certifications in the Disclosure appendix, and with the Disclaimer, which forms part of it

- ▶ **The civil war is finally over, boosting confidence and leading to a rush to invest in Sri Lanka**
- ▶ **We think there are great untapped opportunities, however many challenges remain**
- ▶ **The end of the war has brightened the country's growth prospects; we look for GDP to average 4% this year (up from 3.2%), accelerating to 6% in 2010**

After 26 years of civil conflict the Government of Sri Lanka has succeeded in militarily defeating the Liberation Tigers of Tamil Elam (LTTE). The local equity market celebrated the development by rallying more than 6% intra-day.

The end of the war marks the beginning of a new chapter in Sri Lankan history and would allow the country to harvest its great untapped potential (see our detailed country report *Sri Lanka: Fighting the odds*, January 2008). However in order to move towards that target the government needs to create the right post-conflict environment by not only ensuring security, law and order and protection for the broader civilian population but most importantly a political solution to the ethnic problem. In this regard President's commitment to finding a "home grown" political solution and assurance of equal rights to all communities is positive.

Sri Lanka now finds itself in the spotlight and for the first time in years for something very positive. In our mind, the country has great potential to develop tourism and business process outsourcing, not to mention attract foreign direct investment into its manufacturing sector. Some concerns however remain about the country's twin deficits and we address them in detail here.

The growth outlook is more positive with massive reconstruction and rehabilitation work set to start, and the collapse in inflation and central bank policy easing helping as well. Overall then we look for economic momentum to pick up through the course of the year with GDP printing nearly 6% by 4Q. Our year-average growth stands at 4% and we estimate economic momentum will pick up even more in 2010 with growth averaging 6%.

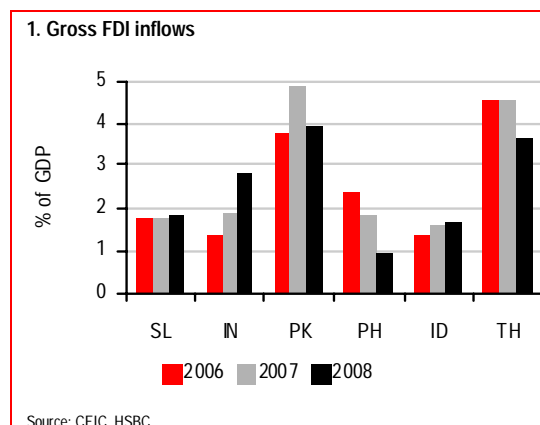
In the spotlight: Shining!

- ▶ Tourism, BPO and manufacturing are key sectors ripe for FDI
- ▶ At the same time public investment should get a boost as military spending is cut back
- ▶ Overall, we expect a rising investment share of GDP to raise the country's potential GDP towards 7-7.5%

Peace dividends

Now that the war is over, the key questions are where has Sri Lanka been missing out and where do the opportunities lie¹. Our thoughts follow:

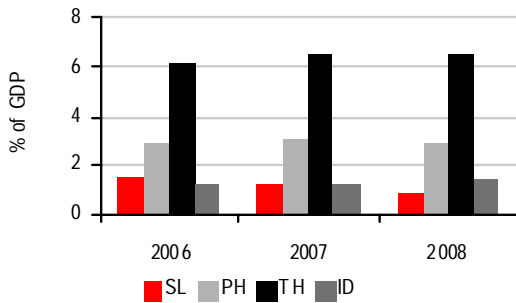
- ▶ For one, the country has not been able to attract much **FDI** on account of the war, despite a highly literate and easily trainable workforce and under-developed industrial base. Over the last three years Sri Lanka has on average received just USD550m in investment, roughly equivalent to around 2% of GDP (chart 1), compared with Pakistan's inflows of nearly USD6bn per year and the tremendous improvements seen in India .



- ▶ **Tourism revenues** have also been disappointing; despite having some of the best beaches in the region, tea gardens and Buddhist heritage sites. In 2008 Sri Lanka received only USD342m in tourism-related revenues, much lower than other destinations such as Indonesia, Thailand and the Philippines (chart 2). The war has kept visitors away; however we believe that if the security situation improves then the stage would be set for a substantial increase in inflows. The government is promoting Sri Lanka as an environmentally friendly place to visit. Note the sector remains attractive for FDI similar to what we have seen in Vietnam.

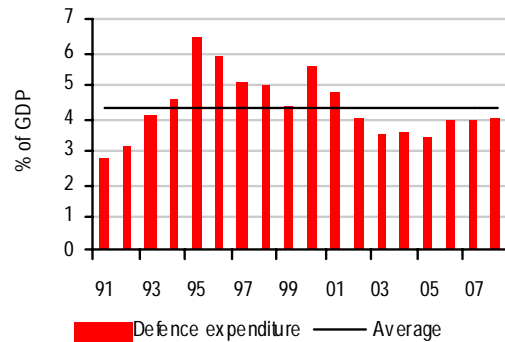
¹ For investment opportunities in the bond market see *Sri Lanka Local Rates: Searching for a peace dividend*, 19 May.

2. Tourism revenues: Sri Lanka lagging



Source: CEIC, HSBC

3. Defence expenditure set to slow

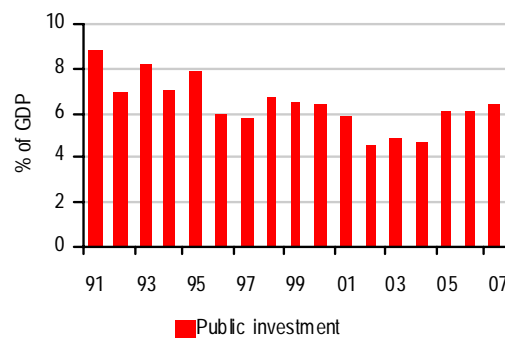


Source: CEIC, HSBC

- ▶ The other sector that has great potential is **exports of software** and IT enabled services such as IT-related **business process outsourcing (BPO)**. This reflects the availability of qualified engineers, high literacy rates, good English language skills, and liberalisation of the international communications gateway back in 2003. Here we think Sri Lanka can learn from the experience of India and if it wants to develop this industry then labour costs would need to be highly competitive.
- ▶ Over the last 26 years **massive resources** have been diverted to meet the needs of the military. In chart 3 we have shown **defence expenditure** as a percentage of GDP going back to 1991 – on average the country has spent more than 4% of GDP every year on equipment/artillery purchases and salaries of military staff. As a means of comparison Pakistan has been spending roughly 3% of GDP since 2000. No doubt both countries needed this expenditure but this does emphasise the high financial cost of war not to mention the loss of life and high quality labour on account of emigration. Over time we think there is scope to cut back on military expenditure, however in the near term security concerns and counter-insurgency measures would probably remain.

- ▶ Additionally as capital is freed up from military expenditure, the government should be able to divert more to boost investment in the economy (chart 4) to ease infrastructure bottlenecks and also to aid reconstruction efforts. Note public investment levels in Sri Lanka have been high for a country in civil war for so long; at 6% it is roughly similar to the level in India but behind Vietnam (10%), suggesting scope for further improvement.

4. Public investment: scope for improvement



Source: CEIC, HSBC

In embarking upon this new chapter the country faces a number of challenges. In table 5 we have shown the most problematic factors for doing business in Sri Lanka according to the World Economic Forum's executive opinion survey for 2008-09. In addition investors have concerns about the country's high budget deficit and external funding constraints – we look at each of these in detail below.

5. The most problematic factors for doing business in Sri Lanka

Inflation	20.0
Corruption	11.5
Tax rates	10.4
Tax regulations	9.9
Policy instability	7.8
Access to financing	7.3
Inefficient government bureaucracy	6.4
Government instability/coups	6.3
Inadequate supply of infrastructure	5.7
Poor work ethic in national labour force	4.0

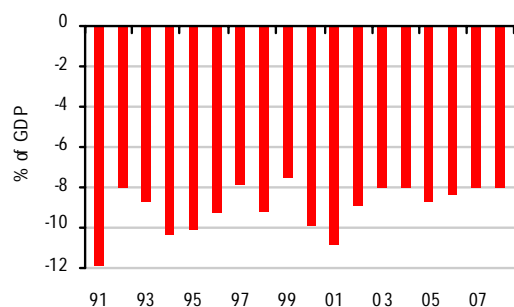
Source: World Economic Forum Competitiveness Report 2008-09

Fiscal constraints

The Sri Lankan authorities are well aware of the need for fiscal consolidation and debt reduction as laid out in the Fiscal Management Responsibility Act of 2003 and further enhanced by the current government's Medium-Term Macro Fiscal Framework (MTMFF) set out in 2006.

It is fair to say that some progress has been made in reducing the budget deficit (chart 6), however over the last two years the main aim of the government has been to end the war, so putting fiscal consolidation on the backburner. Now that the war is over there is hope that the government will renew its efforts to reign in the budget deficit. Much remains to be done in terms of rationalising the tax structure, broadening the tax base, cutting subsidies and most importantly reducing the government's high salary and interest bill.

6. Budget deficits remain large



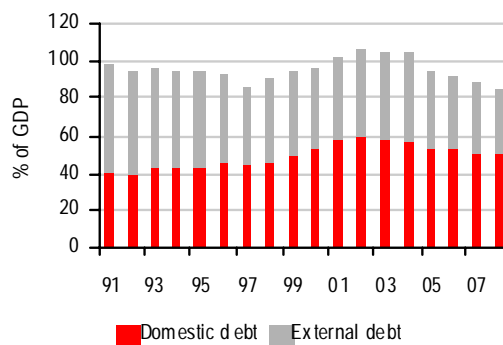
Source: CEIC, HSBC

According to the government's latest MTMFF (2008-11), the aim is to bring down the budget deficit to 5% by 2011, something which was originally meant to have been achieved in 2006, leaving us a little sceptical about the extent of fiscal consolidation the authorities will be able to achieve. However it is fair to say that military expenditure will reduce over time while at the same time government revenues will get some support as the renewal effort boosts growth.

But one has to bear in mind that the capital needs of the reconstruction and rehabilitation purposes will be immense. There is no doubt that Sri Lanka will receive a fair bit of overseas development assistance in these efforts. However given its middle-income status (GDP per capita above USD1000) since 2004, the extent of concessional financing that it can get will reduce.

Consistently large budget deficits have resulted in Sri Lanka having one of the highest debt to GDP ratio in the region. The government has been able to reduce the ratio from more than 100% in 2004 to 85% at the end of 2008 (chart 7). However this is more a function of relatively higher growth in *nominal* GDP than growth in the outstanding level of debt. The only means of actually reducing the debt is fiscal consolidation where much progress is needed.

7. Public debt to GDP ratio has improved



Source: CEIC, HSBC

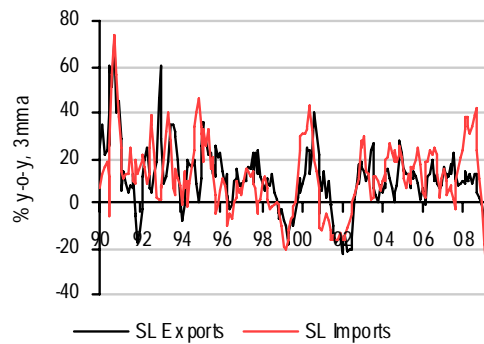
The other point worth highlighting is that in recent times the government has increased the use of foreign-currency financing to reduce domestic crowding-out. According to the IMF's 2008 Article IV consultation the total stock of public commercial dollar debt was USD 3.5bn (8.3% of GDP) at the end of 2008 up from USD 2.8bn at the end of 2007. However this can pose significant risks especially given the shorter tenors, large current account deficit and low levels of reserves. This takes us to the second issue that we want to talk about – the balance of payments.

Balance of payments

Sri Lanka saw a balance of payments deficit of USD1.3bn in 2008 (3.3% of GDP) on the back of a large trade deficit given the price spike in oil and food related commodities and rising offshore interest payments. In order to get a handle on what lies in store for 2009 we thought it useful to highlight the trajectory of the main components:

- ▶ **Exports** contracted by an average 13% y-o-y in 1Q but with **imports** falling by 27% y-o-y, the trade deficit narrowed to USD645m compared with a shortfall of USD1.4bn in the same period last year. Looking ahead we expect exports to remain weak given that nearly 60% of the shipments from the country are headed to the US and Europe combined. However we expect imports to decline by more aided by not only lower petroleum and food prices but also lower demand for export inputs and consumer goods (note imports of construction materials are set to increase). Overall we look for the **trade deficit** to narrow to around USD4.8bn from USD5.8bn last year.

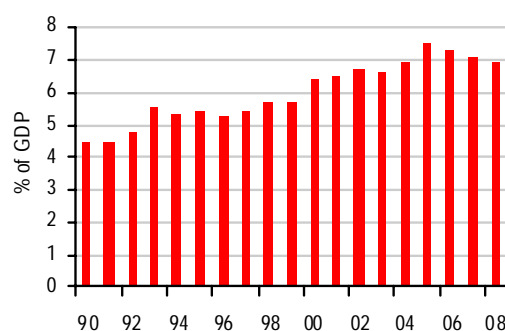
8. Exports and imports have collapsed



Source: CEIC, HSBC

- ▶ A key source of financing is **remittances** from offshore Sri Lankans (chart 9), with the country receiving USD2.6bn last year. Remittances have started 2009 on a relatively good footing, with inflows being USD774m in 1Q, just 2% below levels seen in the same period last year. Looking ahead, inflows are going to feel the dampening impact of rising layoffs across the globe; however one should not underestimate the impetus to send more money home now that the war is over.

9. Remittance inflows remain strong

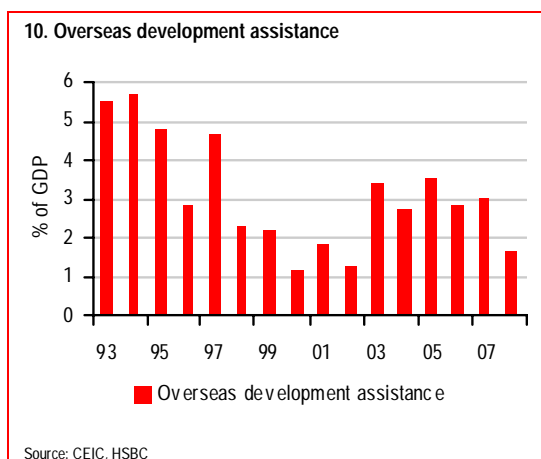


Source: CEIC, HSBC

- ▶ On the capital account side, **FDI flows** have averaged USD550m over the last few years. Given the current financial crisis FDI could be weaker this year. However going into 2010 we think there is substantial scope for pick-up as businesses look for investment

opportunities in Sri Lanka, not to mention offshore Sri Lankans planning to come home.

- ▶ Sri Lanka has also been a key recipient of **overseas development assistance** (chart 10), averaging USD800m since 2005 and we believe that the pace of disbursement will pick up given large reconstruction and rehabilitation needs post the conflict.

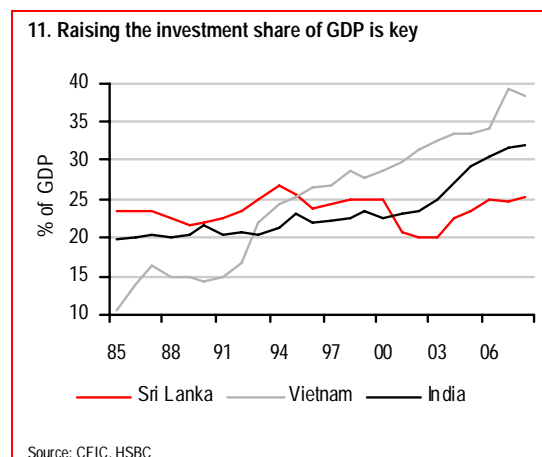


- ▶ **Portfolio inflows** have increased significantly into the equity and bond market in response to the end of the war and as risk appetite globally has seen some improvement recently. This has seen the Sri Lankan rupee appreciate to 115 to the US dollar from 120 previously. Needless to say portfolio flows are extremely volatile and unreliable, as we saw last year.
- ▶ The country also has a fair bit of **short-term debt** falling due in 2009 – according to S&P it is USD900m and according to IMF Article IV Consultation 2007 it is USD800m. This compares with **FX reserves** of USD1.4bn as of end March which is equivalent to 1.3 months worth of imports based on 12-month average of imports of USD1.1bn. Note however that FX numbers are probably dated now given the portfolio inflows discussed above and the central bank’s indication that it has been building reserves rapidly now in order to keep the rupee competitive.

- ▶ As has been well publicised, Sri Lanka is in talks with the **IMF** for a **standby facility** worth USD1.9bn for balance of payments support. Although no final decision has been made, the central bank is confident that the facility will go through and we share its view.

Growth prospects

With the end of the war the country’s growth prospects have brightened, not only in the near term on account of the reconstruction and rehabilitation work but also longer term as greater investment boosts productive potential.

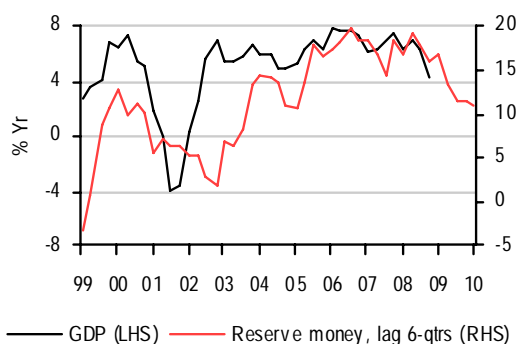


In chart 11 we have shown the share of gross fixed capital formation in GDP. For Sri Lanka to have maintained this ratio between 20-25% has been an achievement but for it to really move into a high growth status like India or Vietnam, the country needs to see investment to GDP ratio in the range of 32-40%, which we think would be possible over the coming years as FDI inflows and public investment pick up whilst at the same time more of domestic capital is invested at home.

It is also worth highlighting that although productivity levels in the country have risen to around 4% or so they are still below that in Vietnam (6%) or in China (10%) so scope for improvement remains. Assuming rising productivity and higher capital base we think the country can see its potential GDP rise to 7-7.5%.

Having discussed more long-term growth issue we now want to discuss the country's near-term growth prospects. Looking back growth momentum slowed through 2008 with the economy expanding by only 0.1% q-o-q in seasonally adjusted terms or 4.2% y-o-y in 4Q08 given the dampening affect of the tight monetary policy maintained by the central bank (chart 12) and also weakness in external demand.

12. GDP lags reserve money growth

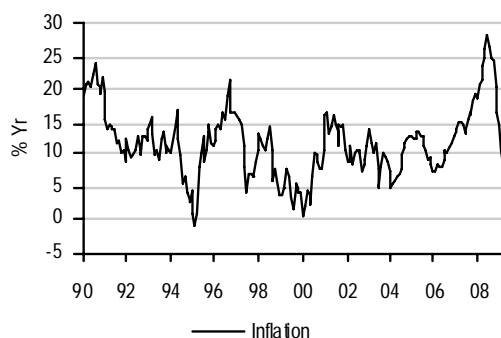


Source: CEIC, HSBC

These effects are expected to exert downward pressure 2009 as well; however the collapse in inflation (chart 13) is boosting real disposable incomes at home, thereby supporting consumption spending. Credit growth is also showing signs of picking up given easing market interest rates as the Central Bank of Sri Lanka loosened monetary policy aggressively.

The biggest boost to growth however will no doubt come from the positive spill over from the end of the war – reconstruction/rehabilitation work, increased investment and a rise in animal spirits at home.

13. Inflation: Sharp turnaround



Source: CEIC, HSBC

Overall then we believe that Sri Lanka is capable of clocking growth of around 4% in 2009 (revised up from our last published forecast of 3.2% in the *Asian Economics Quarterly*, 2Q 2009) with growth accelerating to an average of 6% in 2010.

14. Sri Lanka main forecasts

	2008	2009 (new)	2010 (new)	2009 (old)	2010 (old)
GDP y-o-y	6.0	4.0	6.0	3.2	5.0
Inflation y-o-y	22.7	2.6	10.4	4.3	9.4
Budget balance (% GDP)	-8.1	-7.9	-7.7	-8.0	-7.5
Public debt (% GDP)	85.1	82.0	78.0	82.1	77.8
Current account balance (% GDP)	-10.2	-6.7	-7.0	-7.1	-7.5
FDI (% GDP)	1.9	1.5	2.2	1.2	1.5

Source: CEIC, HSBC estimates

Disclosure appendix

Analyst certification

The following analyst(s), who is(are) primarily responsible for this report, certifies(y) that the opinion(s) on the subject security(ies) or issuer(s) and any other views or forecasts expressed herein accurately reflect their personal view(s) and that no part of their compensation was, is or will be directly or indirectly related to the specific recommendation(s) or views contained in this research report: Prakriti Sofat

This report is designed for, and should only be utilised by, institutional investors. Furthermore, HSBC believes an investor's decision to make an investment should depend on individual circumstances such as the investor's existing holdings and other considerations.

Analysts are paid in part by reference to the profitability of HSBC which includes investment banking revenues.

For disclosures in respect of any company, please see the most recently published report on that company available at www.hsbcnet.com/research.

* *HSBC Legal Entities are listed in the Disclaimer below.*

Additional disclosures

- 1 This report is dated as at 25 May 2009.
- 2 All market data included in this report are dated as at close 22 May 2009, unless otherwise indicated in the report.
- 3 HSBC has procedures in place to identify and manage any potential conflicts of interest that arise in connection with its Research business. HSBC's analysts and its other staff who are involved in the preparation and dissemination of Research operate and have a management reporting line independent of HSBC's Investment Banking business. Chinese Wall procedures are in place between the Investment Banking and Research businesses to ensure that any confidential and/or price sensitive information is handled in an appropriate manner.

Disclaimer

* *Legal entities as at 22 October 2008*

'UAE' HSBC Bank Middle East Limited, Dubai; 'HK' The Hongkong and Shanghai Banking Corporation Limited, Hong Kong; 'TW' HSBC Securities (Taiwan) Corporation Limited; 'CA' HSBC Securities (Canada) Inc, Toronto; HSBC Bank, Paris branch; HSBC France; 'DE' HSBC Trinkaus & Burkhardt AG, Dusseldorf; 000 HSBC Bank (RR), Moscow; 'IN' HSBC Securities and Capital Markets (India) Private Limited, Mumbai; 'JP' HSBC Securities (Japan) Limited, Tokyo; 'EG' HSBC Securities Egypt S.A.E., Cairo; 'CN' HSBC Investment Bank Asia Limited, Beijing Representative Office; The Hongkong and Shanghai Banking Corporation Limited, Singapore branch; The Hongkong and Shanghai Banking Corporation Limited, Seoul Securities Branch; HSBC Securities (South Africa) (Pty) Ltd, Johannesburg; 'GR' HSBC Pantelakis Securities S.A., Athens; HSBC Bank plc, London, Madrid, Milan, Stockholm, Tel Aviv, 'US' HSBC Securities (USA) Inc, New York; HSBC Yatirim Menkul Degerler A.S., Istanbul; HSBC México, S.A., Institución de Banca Múltiple, Grupo Financiero HSBC, HSBC Bank Brasil S.A. - Banco Múltiplo, HSBC Bank Australia Limited, HSBC Bank Argentina S.A., HSBC Saudi Arabia Limited.

Issuer of report

**The Hongkong and Shanghai
Banking Corporation Limited
Singapore Branch**

21 Collyer Quay #03-01

HSBC Building

Singapore 049320

Website: www.research.hsbc.com

This document has been issued by The Hongkong and Shanghai Banking Corporation Limited Singapore Branch ("HSBC") for the information of its institutional and professional customers; it is not intended for and should not be distributed to retail customers. The Hongkong and Shanghai Banking Corporation Limited is regulated by the Securities and Futures Commission. The Hongkong and Shanghai Banking Corporation Limited Singapore Branch is regulated by the Monetary Authority of Singapore. All enquires by recipients in Hong Kong must be directed to your HSBC contact in Hong Kong. If it is received by a customer of an affiliate of HSBC, its provision to the recipient is subject to the terms of business in place between the recipient and such affiliate. This document is not and should not be construed as an offer to sell or the solicitation of an offer to purchase or subscribe for any investment. HSBC has based this document on information obtained from sources it believes to be reliable but which it has not independently verified; HSBC makes no guarantee, representation or warranty and accepts no responsibility or liability as to its accuracy or completeness. Expressions of opinion are those of the Research Division of HSBC only and are subject to change without notice. HSBC and its affiliates and/or their officers, directors and employees may have positions in any securities mentioned in this document (or in any related investment) and may from time to time add to or dispose of any such securities (or investment). HSBC and its affiliates may act as market maker or have assumed an underwriting commitment in the securities of companies discussed in this document (or in related investments), may sell them to or buy them from customers on a principal basis and may also perform or seek to perform investment banking or underwriting services for or relating to those companies.

HSBC Securities (USA) Inc. accepts responsibility for the content of this research report prepared by its non-US foreign affiliate. All U.S. persons receiving and/or accessing this report and wishing to effect transactions in any security discussed herein should do so with HSBC Securities (USA) Inc. in the United States and not with its non-US foreign affiliate, the issuer of this report.

In the UK this report may only be distributed to persons of a kind described in Article 19(5) of the Financial Services and Markets Act 2000 (Financial Promotion) Order 2001. The protections afforded by the UK regulatory regime are available only to those dealing with a representative of HSBC Bank plc in the UK. In Singapore, this publication is distributed by The Hongkong and Shanghai Banking Corporation Limited, Singapore Branch for the general information of institutional investors or other persons specified in Sections 274 and 304 of the Securities and Futures Act (Chapter 289) ("SFA") and accredited investors and other persons in accordance with the conditions specified in Sections 275 and 305 of the SFA. This publication is not a prospectus as defined in the SFA. It may not be further distributed in whole or in part for any purpose. In Australia, this publication has been distributed by The Hongkong and Shanghai Banking Corporation Limited (ABN 65 117 925 970, AFSL 301737) for the general information of its "wholesale" customers (as defined in the Corporations Act 2001). Where distributed to retail customers, this research is distributed by HSBC Bank Australia Limited (AFSL No. 232595). These respective entities make no representations that the products or services mentioned in this document are available to persons in Australia or are necessarily suitable for any particular person or appropriate in accordance with local law. No consideration has been given to the particular investment objectives, financial situation or particular needs of any recipient.

In Japan, this publication has been distributed by HSBC Securities (Japan) Limited. HSBC México, S.A., Institución de Banca Múltiple, Grupo Financiero HSBC is authorized and regulated by Secretaría de Hacienda y Crédito Público and Comisión Nacional Bancaria y de Valores (CNBV). HSBC Bank (Panama) S.A. is regulated by Superintendencia de Bancos de Panama. Banco HSBC Honduras S.A. is regulated by Comisión Nacional de Bancos y Seguros (CNBS). Banco HSBC Salvadoreño, S.A. is regulated by Superintendencia del Sistema Financiero (SSF). HSBC Colombia S.A. is regulated by Superintendencia Financiera de Colombia. Banco HSBC Costa Rica S.A. is supervised by Superintendencia General de Entidades Financieras (SUGEF). Banistmo Nicaragua, S.A. is authorized and regulated by Superintendencia de Bancos y de Otras Instituciones Financieras (SIBOIF). It may not be further distributed in whole or in part for any purpose.

© Copyright. The Hongkong and Shanghai Banking Corporation Limited Singapore Branch 2009, ALL RIGHTS RESERVED. No part of this publication may be reproduced, stored in a retrieval system, or transmitted, on any form or by any means, electronic, mechanical, photocopying, recording, or otherwise, without the prior written permission of The Hongkong and Shanghai Banking Corporation Limited Singapore Branch. MICA (P) 258/09/2008

Global Economics Research Team

Global

Stephen King
Global Head of Economics
 +44 20 7991 6700 stephen.king@hsbcib.com

Stuart Green
 +44 20 7991 6718 stuart1.green@hsbcib.com

Europe

Janet Henry
Chief European Economist
 +44 20 7991 6711 janet.henry@hsbcib.com

Astrid Schilo
 +44 20 7991 6708 astrid.schilo@hsbcib.com

Germany

Lothar Hessler
 +49 21 1910 2906 lothar.hessler@hsbctrinkaus.de

France

Mathilde Lemoine
 +33 1 4070 3266 mathilde.lemoine@hsbc.fr

United Kingdom

Karen Ward
 +44 20 7991 3692 karen.ward@hsbcib.com

North America

Ian Morris
 +1 212 525 3115 ian.morris@us.hsbc.com

Ryan Wang
 +1 212 525 3181 ryan.wang@us.hsbc.com

Stewart Hall
 +1 416 868 7523 stewart_hall@hsbc.ca

Global Emerging Markets

Philip Poole
 +44 20 7992 3683 philip.poole@hsbcib.com

Wietse Nijenhuis
 +44 20 7992 3680 wietse.nijenhuis@hsbcib.com

Asia Pacific

Qu Hongbin
 +852 2822 2025 hongbinqu@hsbc.com.hk

John Edwards
 +61 2 9255 2744 john.k.edwards@hsbc.com.au

Robert Prior-Wandesforde
 +65 6239 0840 robert.prior-wandesforde@hsbc.com.sg

Frederic Neumann
 +852 2822 4556 fredericneumann@hsbc.com.hk

Seiji Shiraishi
 +81 3 5203 3802 seiji.shiraishi@hsbc.co.jp

Prakriti Sofat
 +65 6230 2879 prakritisofat@hsbc.com.sg

Song Yi Kim
 +852 2822 4870 songyikim@hsbc.com.hk

Christopher Wong
 +852 2996 6917 christopherwong@hsbc.com.hk

Yukiko Tani
 +81 3 5203 3827 yukiko.tani@hsbc.co.jp

Sophia Ma

Sun Junwei

Emerging Europe, Middle East and Africa

Juliet Sampson
 +44 20 7991 5651 juliet.sampson@hsbcib.com

Kubilay Ozturk
 +44 20 7991 6045 kubilay.ozturk@hsbcib.com

Alexander Morozov
 +7 495 783 8855 alexander.morozov@hsbc.com

Murat Ulgen
 +90 21 2366 1625 muratulgen@hsbc.com.tr

Simon Williams
 +971 4507 7614 simon.williams@hsbc.com

Latin America

Jonathan Heath
Chief Economist, Latin America
 +52 55 5721 2176 jonathan.heath@hsbc.com.mx

Argentina

Javier Finkman
Chief Economist, South America ex-Brazil
 +54 11 4344 8144 javier.r.finkman@hsbc.com.ar

Ramiro D Blazquez
Senior Economist
 +54 11 4348 5759 ramiro.d.blazquez@hsbc.com.ar

Brazil

Andre Loes
Chief Economist
 +55 11 3371 8184 andre.a.loes@hsbc.com.br

Tatiana G Gomes
Senior Economist
 +55 11 3371 8183 tatiana.g.gomes@hsbc.com.br

Mexico

Lorena Dominguez
Economist
 +52 55 5721 2172 lorena.dominguez@hsbc.com.mx

Central America

Sergio Martin
Chief Economist
 +52 55 5721 2164 sergio.martinm@hsbc.com.mx